



MOTHER'S CORN[®]
Bubbles[™]

“A Guideline for Parents”

Visit our website for more information
<http://www.motherscorn.co.kr/us>

© E.I corporation rights reserved.

STEP1 For Bubble Beginners

< What is Mother's Corn Bubbles? >

Mother's Corn products are made from PLA (Poly Lactic Acid) which is processed from corn starch. The Bubbles blower and tray are both eco-friendly and easily biodegradable when discarded after use. The Bubbles solution is from natural substances that are safe for your little one.

<Features>

SAFE

1.Bubble solution made from natural ingredients.

The Bubble solution is made from natural cellulose extracted from trees, which is also used for medical purposes or as food additives in ice cream or bread.

It is certified safe by the US FDA.

2.The blower and tray are made from corn starch which is non-toxic, and biodegradable.

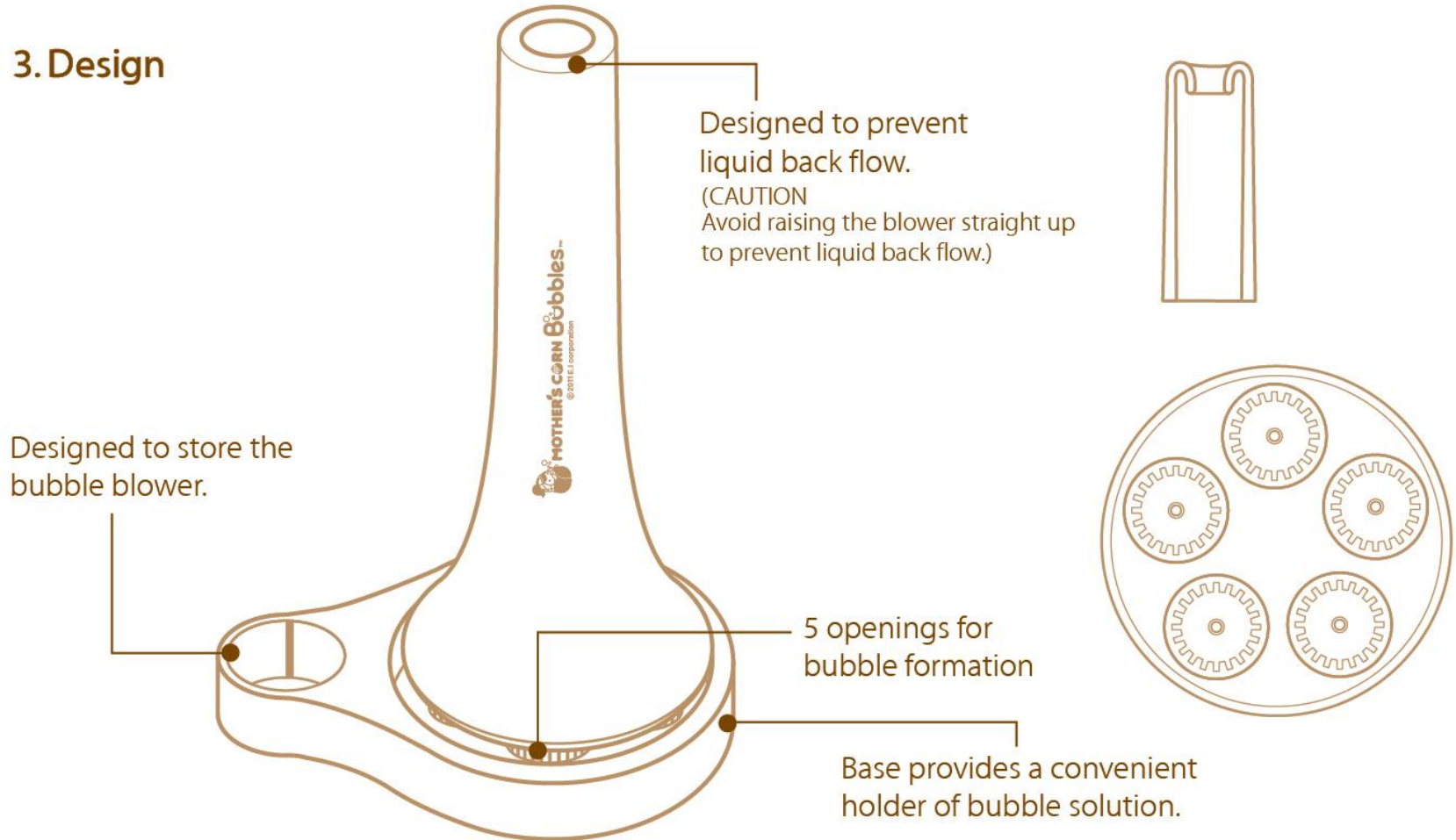
It is BPA free and contains no environmental hormones, carcinogens or heavy metals.

INFORMATION

PRODUCT	MATERIALS
BUBBLE BLOWER&TRAY	PLA(from corn)
BUBBLE SOLUTION	purified water,hydroxyethyl cellulose, vegetable surfactant, sophora root extract

2


3. Design



STEP 1 For the Bubble Beginners

GOOD

Can make tons of bubbles!



SMART

1. Touchable

You can touch it when the bubbles color turns white from rainbow color.

2. Stackable


A tower can be made with bubbles.



FUN

Last longer => Able to observe bubbles for longer time.

GREEN Bubble solution and the blower made of eco-friendly components



Before you start Bubble Playing

1. Read the enclosed manual.
2. Clean the blower and dry off.
3. Prepare your bubble solution and blower.

If your bubble solution was shaken vigorously, Please wait for at least an hour (more or less).

Caution



Do not shaking.



The solution will be foamy if it was shaken vigorously.
Bubbles may not form properly if this is the case.

STEP3 Fun player

All prepared to play with bubbles?
If you want your kids to be experts at bubble play,
Read on and follow the next steps.

<How to make playing bubbles much more FUN>

1. Please pour the bubble solution about
1/2 (about:8ml) of the tray
<200mls each time is good for 25 blows>



2. Ensure the blower is well immersed in the bubble
solution.




Caution

Try not to foam up the solution with the blower.
A foamy blower may not be able to produce bubbles
properly.

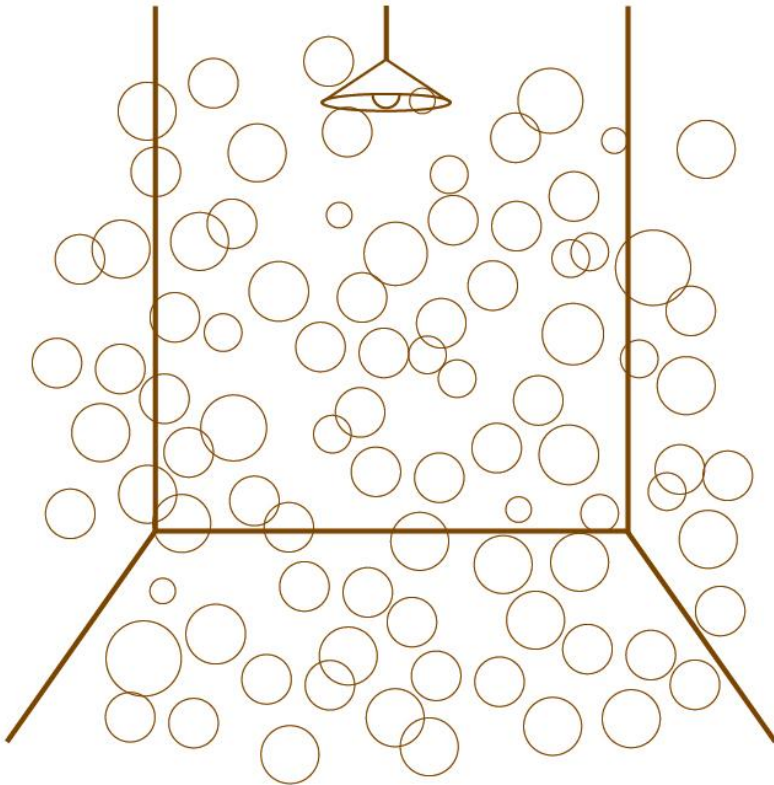
3.If you are all ready, please BLOW gently 'huffoo~' into your bubble blower.

- tip** Blow a long slow breath out, like playing the flute to make lots of bubbles.
Alternating between blowing out slowly or fast will create big and small bubbles.
Big bubbles are made slowly by a slow long blowing and they can be touched.
Blow a slow long breath, sounding "huff", as if taking a long breath out.



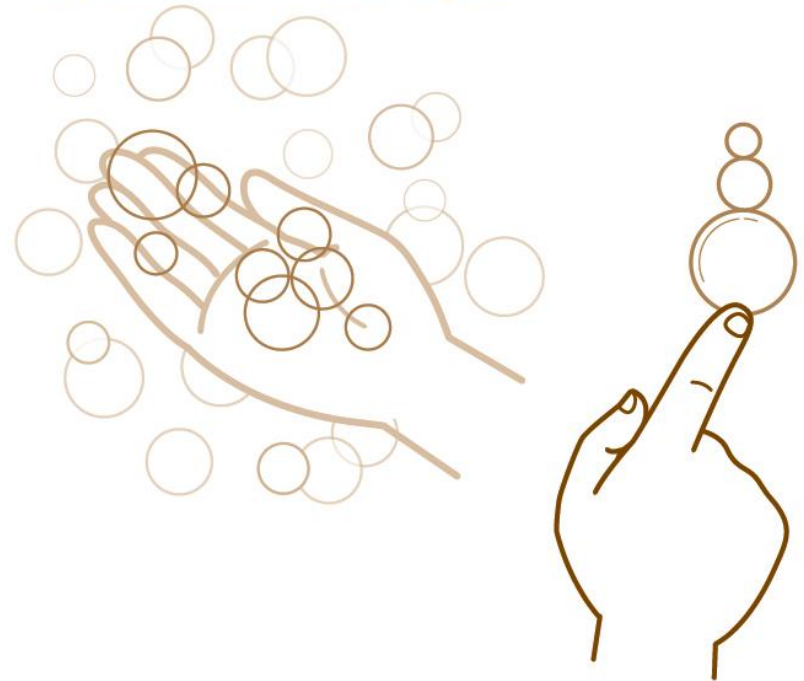
STEP3 Fun player

4. Let the Bubbles fly high in your room.
Can you see the bubbles falling like the snow?



8

5. Wait! When the rainbow-colored bubbles turn white,
NOW you can touch it and stack it on your fingers!
How Amazing!
Even when your baby touches the bubbles,
they still remain on their fingers!



What's more fun than blowing bubbles?

Here's a chance to spend quality time with your kids with Mother's Corn Bubbles. It doesn't take much effort, what you need is just Mother's Corn Bubbles.

Play1. How many bubbles can you make?

Invite your friends over to make tons of bubbles together.

Play2. How many bubbles can your baby catch & stack?

tip You can touch it when the bubbles' color turns from rainbow color to white.

Play3. How do you make big bubbles?

tip Blow a long, slow breath to make a big bubble.

Play4. How about playing with bubbles using other fun toys?



Every place such as the bathroom, kids room or outdoor areas could become an exciting playground for your kids with Mother's Corn Bubbles.

Q&A

A NOTE TO PARENTS

1. It is recommended that the blower be cleaned and dried off.
2. Although non toxic and safe to play with, the bubble solution is not meant for drinking.
3. Excessive amounts of bubble solution can result in a slippery floor.
Therefore, usage should be supervised by adults.
4. After use, wash the blower and tray immediately and store them in a cool place.
5. Avoid dropping the blower to prevent breakage or cracks which may interfere with the generation of bubbles.

Q&A

Q: Is it safe for babies if bubbles go into their eyes?

A: Mother's corn Bubbles solution is consist of hydroxyethyl cellulose.

It doesn't have any harmful ingredients for babies,
but you'd better not let it go inside babies eyes if possible.

Q: I can't touch and stack the bubbles.Why is it?

A: If you couldn't touch the bubbles, maybe you touch it too early.

You can touch it when the bubbles' color turns white from rainbow color.

Q: I can't seem to make any bubbles.

A: The reason could be that the bubble solution was shaken recently.

Don't worry, wait for about an hour and try again.

If there are a lot of foam on the blower and tray, remove it and try again.

Q: What is the white residue left after the bubbles pop?

A: After the bubbles pop, the white residue forms because of the bubbles liquid viscosity.

It contains no harmful substances and can be easily removed with a wet cloth.

Q: What are the ingredients of the bubble solution?

A: We, Mother's corn, are committed to making the world's best eco-friendly tableware and toys for your baby.

Mother's corn bubble solution is made from natural cellulose which is also used to make food.

Vist our website for more information.
<http://www.motherscorn.co.kr/us>



Are you happy
when your baby
enjoys it?

We are the same as you.
Both you and your child.
We, Mother's corn is doing our best to ensure your
satisfaction with our products.